



Responsible and Sustainable Procurement Report

2025-26

From Responsibility to Resilience : The Role of Procurement

Content

1. Overview

2. India Towards Sustainability

3. Our Principles

4. Sustainable Development Goals

5. Initiatives | KPIs

6. Atul's Sustainable Strategies

7. Digitalizing Sustainability

8. Sustainable Procurement

9. Way Forward



Agile



Resilient




Sustainable




1 Overview




Our heritage



Founder
Kasturbhai Lalbhai
(1894-1980)



Economist
Balwantrao Mazumdar
(1902-1981)



Chemical Engineer
Siddharth Lalbhai
(1923-1998)

3

Dreams



Create wealth for rural India



Large scale employment



Make India self-reliant





ATUL BIOSCIENCE LTD



ATUL RAJASTHAN DATE PALMS LTD



AMAL LTD



Anaven



Valsad Institute of Medical Sciences Ltd



Atul-Buckman

Atul-Buckman Specialities Pvt Ltd



ATUL BRASIL



ATUL CHINA



ATUL EUROPE



ATUL IRELAND



ATUL MIDDLE EAST



ATUL USA



ATUL VIDYALAYA



ATUL FOUNDATION



ATUL INSTITUTE OF VOCATIONAL TRAINING



ATUL KALYANI SHALA



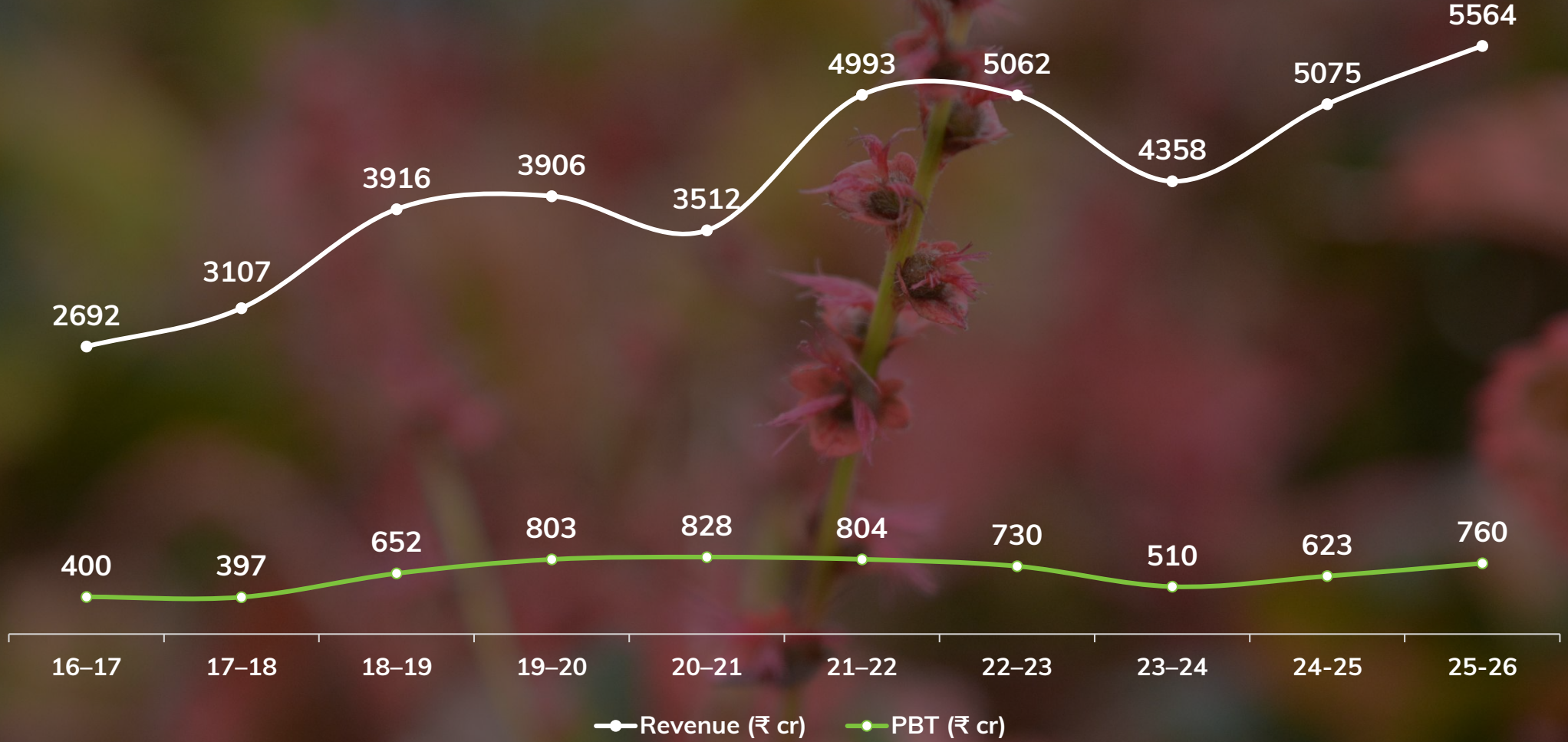
ATUL CLUB



Our performance

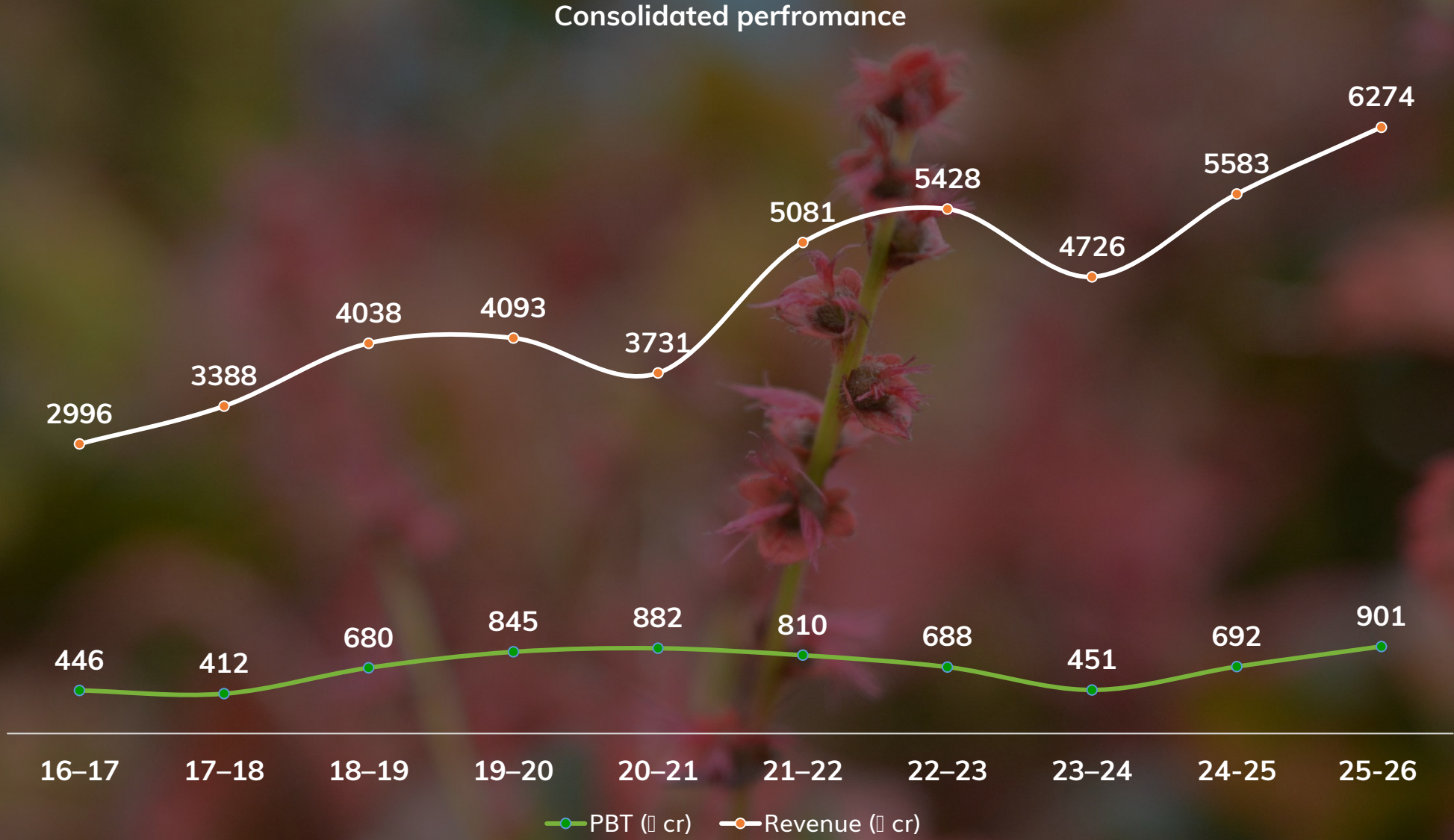
(Standalone)

Standalone performance





Our performance (Consolidated)



Atul at a glance

Founded in 1947 by Kasturbhai Lalbhai, Atul Ltd was established with the vision of achieving self-sufficiency in chemicals, fostering extensive employment opportunities, and generating wealth for the society in India.

On March 17, 1952, Atul became the inaugural private sector company of independent India, with its inauguration conducted by the country's first Prime Minister, Pandit Jawaharlal Nehru.

Atul stands as one of India's largest integrated chemical companies, boasting a vast and diverse product portfolio as well as one of the country's largest integrated chemical complexes.

Over the years, Atul Ltd has expanded its presence globally, exporting its products to more than 100 countries. The company has received several accolades for its achievements in the chemical industry, including recognition for its commitment to environmental sustainability and social responsibility.

Atul Ltd continues to be a leading player in the Indian chemical industry, driven by innovation, sustainability, and a commitment to societal impact.



₹ 987 cr
contribution to
national exchequer




3,00,000+
lives improved through
community projects



₹ 6,000+ cr
net revenue (Consolidated)



4,000+
engaged employees
and contract workers





Our core purpose



Continuous learning

Encourage employees to learn and grow by providing opportunities for training and development.



Science and technology

Stay up-to-date with the latest developments in science and technology by investing in research and development.



Ethical behaviour

Hire people who share values and who are committed to ethical behavior.



Environmental care

Minimize impact on the environment by adopting sustainable practices.



Sustained growth

Develop a long-term strategy for growth that is sustainable and aligned with core values.



High quality

Focus on quality by setting high standards for your products and services.



Serving diverse industries



Automobile



Homecare



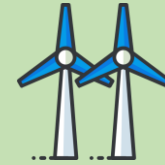
Construction



Paints | coatings



Cosmetics



Wind turbine



Pharmaceuticals



Glass



Sport | Leisure



Horticulture



Tyres



Paper



Fragrances



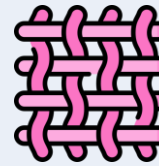
Agriculture



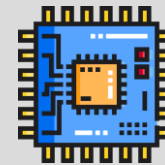
Soap



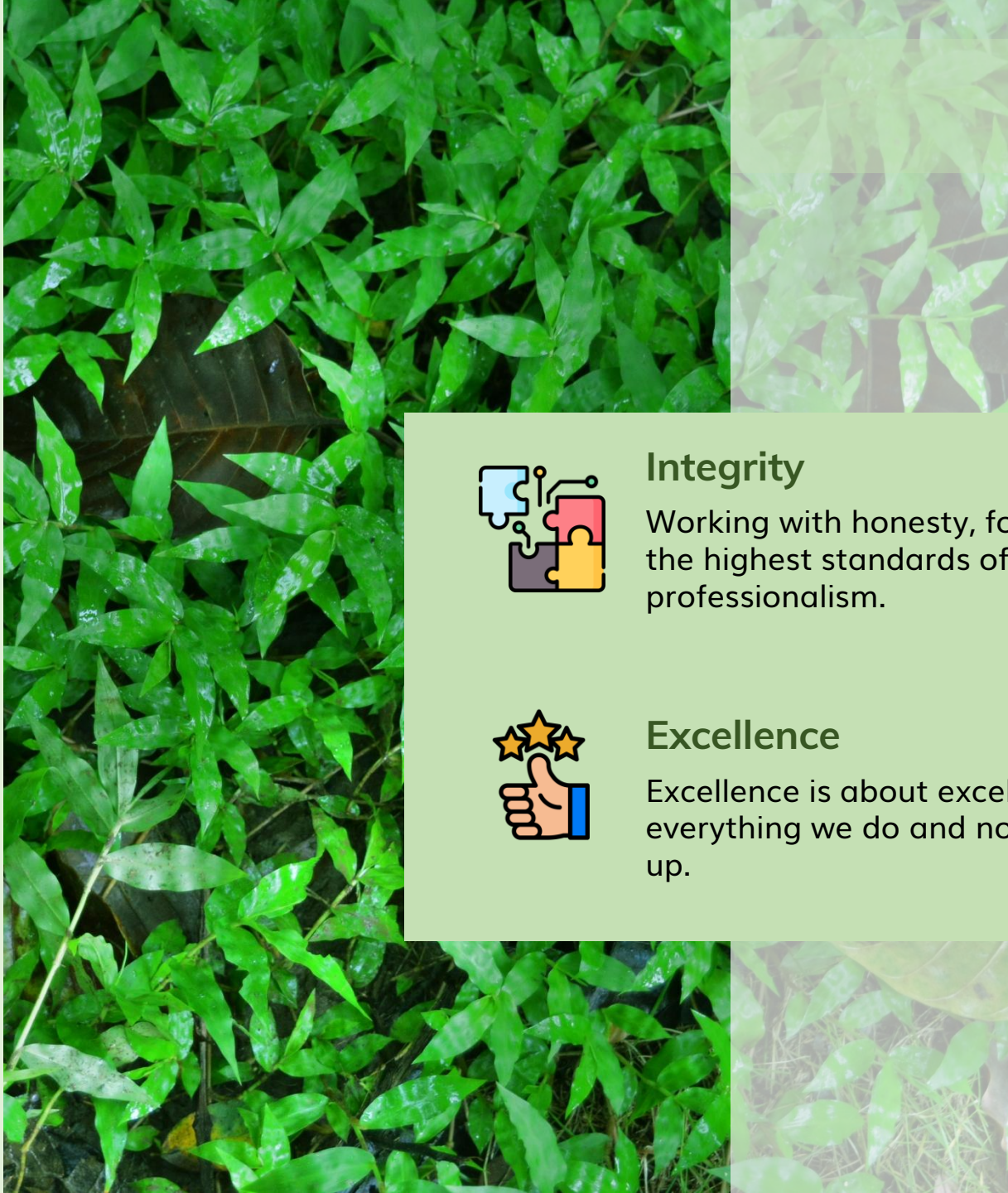
Composites



Textile



Electronics



Value driven




Integrity

Working with honesty, following the highest standards of professionalism.



Excellence

Excellence is about excelling in everything we do and not giving up.



Unity

Working together and taking advantage of synergy while harnessing unique abilities of each of us to achieve a larger goal.



Responsibility

Delivering value and taking ownership of actions.



Understanding

Understanding is the external manifestation of internal realization.

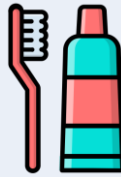
Chemicals and daily life



Automobile



Homecare



Healthcare



Stationary



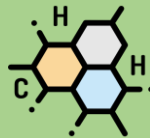
Cosmetics



Shoes



Pharmaceuticals



More than **96%** of manufactured goods involve chemistry and utilized in our **daily life**



Laptops



Fragrances




Food



Soap



Jewellery



Textile



Utensils

A large, white, stylized number "2" that serves as a background for the title text.

India Towards Sustainability

Sustainable initiatives by govt.

<p>2008</p> <p>National Action Plan on Climate Change</p> <p>Renewable energy, energy efficiency, and sustainable habitat</p>	<p>2018</p> <p>National Clean Air Program</p> <p>Launched to tackle air pollution and improve air quality in cities across India</p>	<p>2019</p> <p>Jal Shakti PM-KISAN</p> <p>Jal Shakti: focused on water conservation-KISAN scheme provided income support to small farmers</p>	<p>2024</p> <p>Ek Ped Maa ke Naam</p> <p>The campaign promoted tree planting in honor of mothers. Over 102 crore trees planted.</p>	<p>2025</p> <p>The Battery Summit</p> <p>India launched the Battery Aadhaar project to give unique digital IDs to locally made EV batteries.</p>
<p>2010</p> <p>Green India National Solar Mission</p> <p>Boosted forest cover and ecosystem services</p>	<p>2017</p> <p>National Solar Mission</p> <p>Solar energy adoption, expanding capacity, and encouraging solar power generation</p>	<p>2020</p> <p>Atma Nirbhar Bharat</p> <p>Domestic manufacturing and sustainable economic recovery post-COVID-19</p>	<p>2023</p> <p>Green Shift</p> <p>India has invested 3.3% of GDP in developing infrastructure for supporting greenery</p>	<p>2035</p> <p>Emission intensity</p> <p>47% reduction in the emissions intensity of Indias GDP by 2035 compared to 2005 levels</p>
<p>2015</p> <p>Swacch Bharat Abhiyan</p> <p>INDCs for the Paris Agreement Swachh Bharat Abhiyan to enhance waste management.</p>	<p>2016</p> <p>Ujala Yojna</p> <p>LED lighting National Biofuel Policy aimed to reduce fossil fuel dependency with biofuels.</p>	<p>2021</p> <p>Plastic Waste Management</p> <p>eliminate single-use plastics, and enhanced sustainability in logistics.</p>	<p>2022</p> <p>Renewable Energy</p> <p>India targets 450 GW renewable energy capacity by 2030</p>	<p>2070</p> <p>Target</p> <p>Net zero Carbon Emission</p>

India's current sustainability challenges



Water & sanitation

Many states lag in universal access and quality of services.



Clean energy & climate

Renewable energy, air quality, and climate changes are uneven



Air quality deteriorations

46% of India's population lives in area where PM2.5 level exceeds India's national air quality standard.



Water & sanitation

Around **70%** of India's surface water is contaminated, impacting over **600M** people.



Waste management

India generates over **62** million tonnes of solid waste annually



Bio-diversity & ecosystems

Habitat loss, pollution, and species decline show national sustainability gaps.

India's target by 2030



Renewable energy expansion

India aims to increase the share of non-fossil fuel capacity to **50% by 2030**, with a target of **500 GW** of renewable energy capacity.



Energy efficiency

Emphasis is placed on energy efficiency measures across sectors, including industries, buildings, and transportation, to reduce energy consumption and emissions.



Forest conservation

Enhancing forest cover and promoting afforestation initiatives to enhance carbon sinks and reduce greenhouse gas emissions.




Industrial initiatives

Encouraging energy-efficient technologies, waste heat recovery systems, and promoting clean production processes in industries.

Hydropower and other sources

The target also includes a contribution from other non-fossil fuel sources, such as hydropower, biomass, and nuclear energy.



Renewable energy capacity

India aims to achieve **500 GW** of installed renewable energy capacity by 2030.



Solar power

The target includes generating **280 GW** of solar power capacity.



Wind power

India aims to have **100 GW** of wind power capacity installed by 2030.



Reducing plastic consumption



Enforcing Prohibition

The amendment rules ban the production, import, sale, distribution, and use of specific single-use plastic items prone to littering.



Implementation deadline

The rules set a target to completely phase out these identified single-use plastics by 2022.



Extended Producer Responsibility (EPR)

The amendment strengthens the EPR framework, making producers and brand owners responsible

Financial allocation

The government has earmarked ₹ 4,000 crore for the Swachh Bharat Mission, promoting eco-friendly alternatives to single-use plastics.



State level initiatives

Over 20 states and Union Territories have implemented complete bans on single-use plastics, with more cities enforcing plastic bag bans.



Ban on identified items

The government has prohibited the use of single-use plastics with low utility and high littering potential.



Impact of national logistics on sustainable future



Model shift and reduced emission

Promoting railways, inland waterways, and coastal shipping as alternative transport modes,



Infrastructure development

Creating modern logistics parks and hubs with integrated facilities for multimodal transportation



Technology adoption

Encouraging the use of digital platforms, IoT, and AI for real-time tracking, route optimization, and inventory management

Collaboration and standardization

Encouraging collaboration among government agencies, logistics providers, and industry associations.



Skill development and capacity building

Prioritizing training to enhance logistics skills, management, and sustainability knowledge



Sustainability reporting and monitoring

Introducing sustainability reporting and metrics to measure environmental performance in logistics.





Our Principles

Approach to responsible procurement

At the core of our operations lies supply chain sustainability management, vital for brand integrity and cost efficiency. Our innovative procurement program, inspired by sustainable frameworks, integrates responsible sourcing seamlessly into decision-making and processes for both buyers and suppliers. This fosters a sustainable culture throughout our supply chain. Embracing this approach provides valuable insights into sourcing risks, enabling robust mitigation plans. Strategic collaboration with suppliers further enhances responsible sourcing driving significant improvements. Join us on this transformative journey to fortify our brand, enhance resilience, and elevate operational efficiency through responsible procurement.

... We Source responsibly

Our principles



The main principles guiding our responsible procurement program are centered around maximizing positive environmental, social, and economic impacts throughout the entire life cycle, while simultaneously minimizing any negative impacts.

Responsible procurement principles



Accountability



Transparency



Ethical behavior



Full and fair opportunities



Innovative solutions



Analysis of all costs



Policy insights

Formulated comprehensive policies and a code of conduct to provide precise guidance to suppliers and internal colleagues. These principles, outlined in the code, will be the foundational benchmarks for supplier selection and evaluation. We expect suppliers to uphold and extend these standards throughout the value chain. To foster mutual comprehension of the expected practices in day-to-day business operations, including the advancement of the well-being of people, animals, and plants, we have made the code readily available to our suppliers.

Supplier code of conduct



The code is prepared in accordance with ISO 20400:2017, EcoVadis CSR Assessment Framework, Global Compact Framework, Global Reporting Initiative Standard Framework, Responsible Care Framework, Dow Jones Sustainability, Sustainable Development Goals

...Commitment towards sustainability

Responsible procurement policies

Responsible procurement policy is applicable to all contractors, suppliers, transporter, service provider and business partners of Atul and also ties together both our vision as well principles for responsible procurement program.

Objectives of supplier engagements are to improve transparency and trust in business practices.



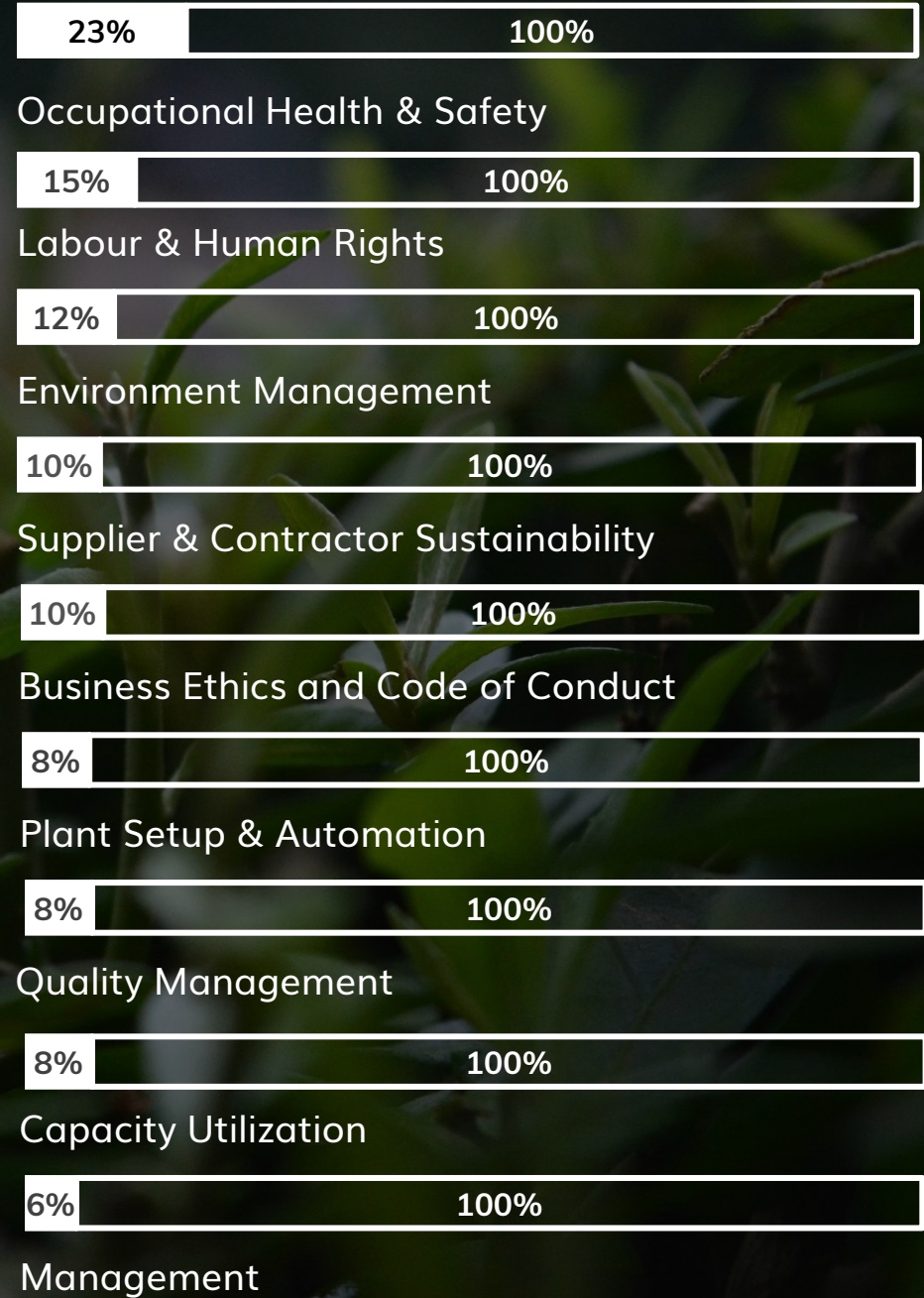
Supplier assessment

Supplier sustainability assessment is done as part of a risk assessment for identifying which suppliers may require closer monitoring.

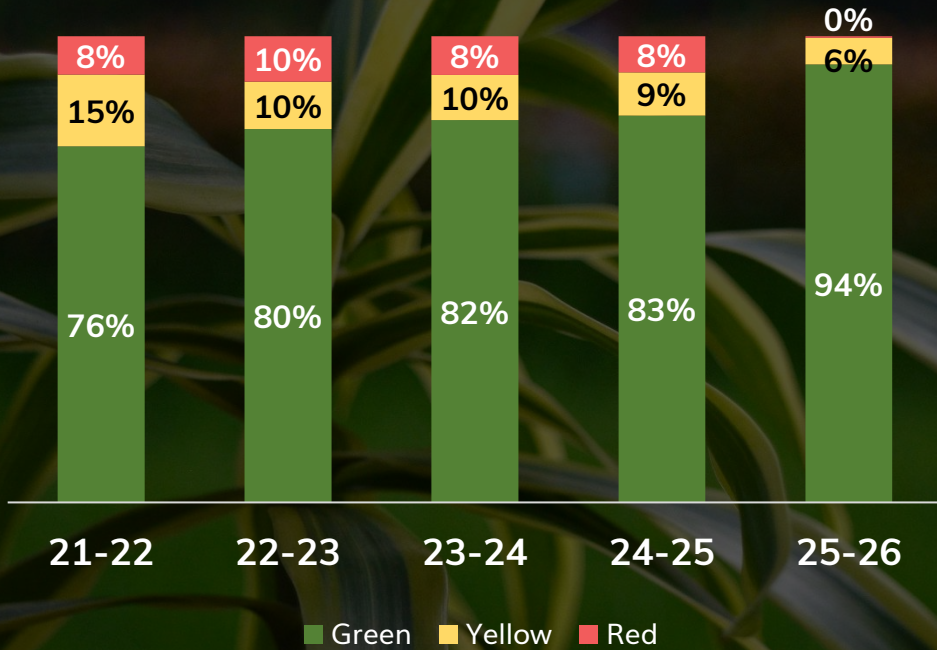
Supplier assessment | categorization

	Below 35	Needs Improving	Capacity building in pain areas
	Between 35-65	Adequate	Capacity building in pain areas
	Above 65	Excellent	Continue Business

Assessment Criteria



Y-o-Y assessment results







+90% Of overall spent assessed for 5 consecutive years

... We are growing sustainably

Assessment outcome



Our vendor assessment process has been a cornerstone of our sustainability initiatives over the past four years. With a rigorous evaluation framework in place, we have successfully assessed over 90% of our expenditure during this period, ensuring thorough scrutiny of our supply chain partners.

	25-26 Assessment results		
 Raw material	91%	3%	0%
 Packaging	78%	21%	0%
 Engineering	82%	7%	1%
 Logistics	35%	55%	1%



4 Sustainable Development Goals

Sustainable development goals

Main goals



In our pursuit of a sustainable, resilient, and inclusive future where no one is excluded, we acknowledge the significance of the Sustainable Development Goals (SDGs). We thoroughly assessed our impact on the SDGs and pinpointed the key areas within the 17 goals that are most pertinent to our responsible procurement program. As a result, we have aligned our vision with three primary goals and two supporting goals to guide our strategic direction.

...Alignment with SDGs

Defining where we have the most impact in the Sustainable Development Goals

- By assessing the relevance and importance of the issue to our value chain and our stakeholders
- By identifying our potential to drive positive change and mitigate possible negative impacts together with our stakeholders across the value chain
- By outlining key actions which we can implement directly to make a difference and drive change

Support goals



Alignment with UN sustainable development goals

Objectives	Relevant SDGs	Target for 2030
Supplier acknowledgment on supplier code of conduct	 	100% supply partner to acknowledge our codes of conduct
Supplier assessment on ESG criteria	 	95% of our supplier partners to be assessed
Products procured from neighbouring districts	 	Sustain 30% of overall spend to be procured from neighbouring districts
Products procured from MSME marginalized communities	 	25% of overall spend to be procured from MSME and marginalized communities
Recycled products procured	  	10% of overall spend consists of recycled products
Reduce CO ₂ emission	  	Reduce CO ₂ emission by 1500 MT
Reduce paper and plastic consumption	  	Reduce paper and plastic consumption by 890 MT
Vehicle Monitoring and Safety	  	Monitoring and tracking of 100% of vehicles for over speeding, continuous driving and others

Mandatory Disclosure by Atul Ltd

- Anti-corruption or bribery policy
- Status of complaints regarding conflict of interest
- Recycled or reused input material to total material used in production or providing services
- Membership of employees in recognized association(s) or union(s)
- Measures taken to ensure a safe and healthy workplace
- Assessment of value chain partners: Child labour; Forced | involuntary labour; Sexual harassment; Discrimination at workplace; Wages
- Coverage and implementation of zero liquid discharge (ZLD)
- Procurement policy where you give preference to purchase from suppliers comprising marginalized/vulnerable group
- Percentage of purchase from marginalized / vulnerable group
- Steps taken to inform and educate consumers about safe and responsible use of products and (or) services

Mapping with SDG and GRI

As per SEBI	Mapped with SDG	Mapped with GRI Index
✓	 	✓
✓	  	✓
✓	  	✓
✓	  	✓
✓	 	✓
✓	  	✓
✓	  	✓
✓	 	✓
✓	   	✓
✓	   	✓

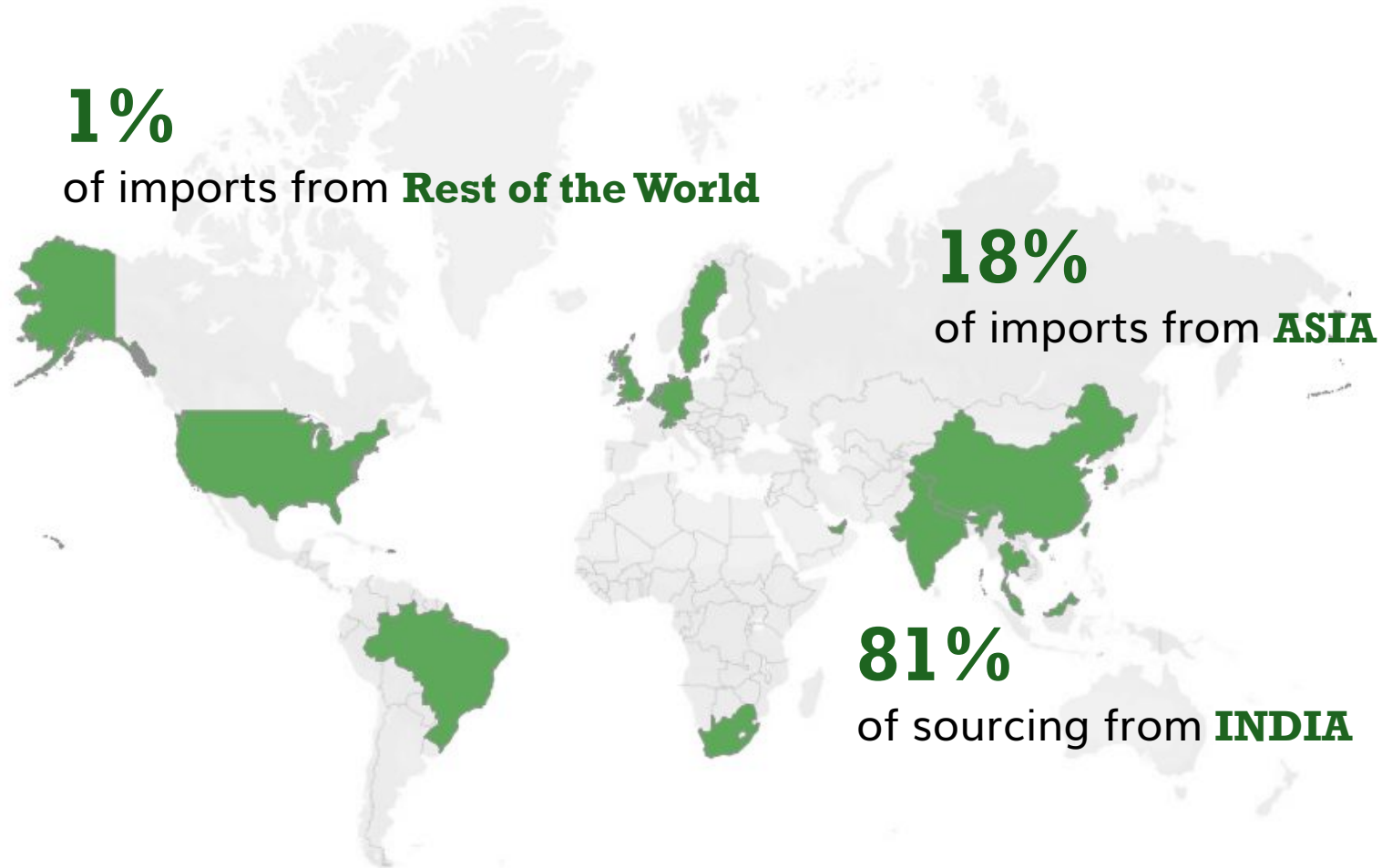
A large, white, stylized number "5" that serves as a background for the text.

Initiatives | KPIs





We source responsibly



93%

Of overall spent assessed with sustainability criteria

3229cr

Of material sourced from assessed domestic vendors

736cr

Of material sourced through assessed imports

99%

Of imports from suppliers under **GREEN** category

Supporting the Nearby and marginalized community

45% of overall spent sourced from **Nearby** suppliers (within 100km from Atul and Ankleshwar) in FY 25-26

17% of overall spent sourced from **MSME** suppliers in FY 2025-26

Our targets for FY 2026-27

30%

100%

Sustain 30% sourcing from Nearby suppliers

25%

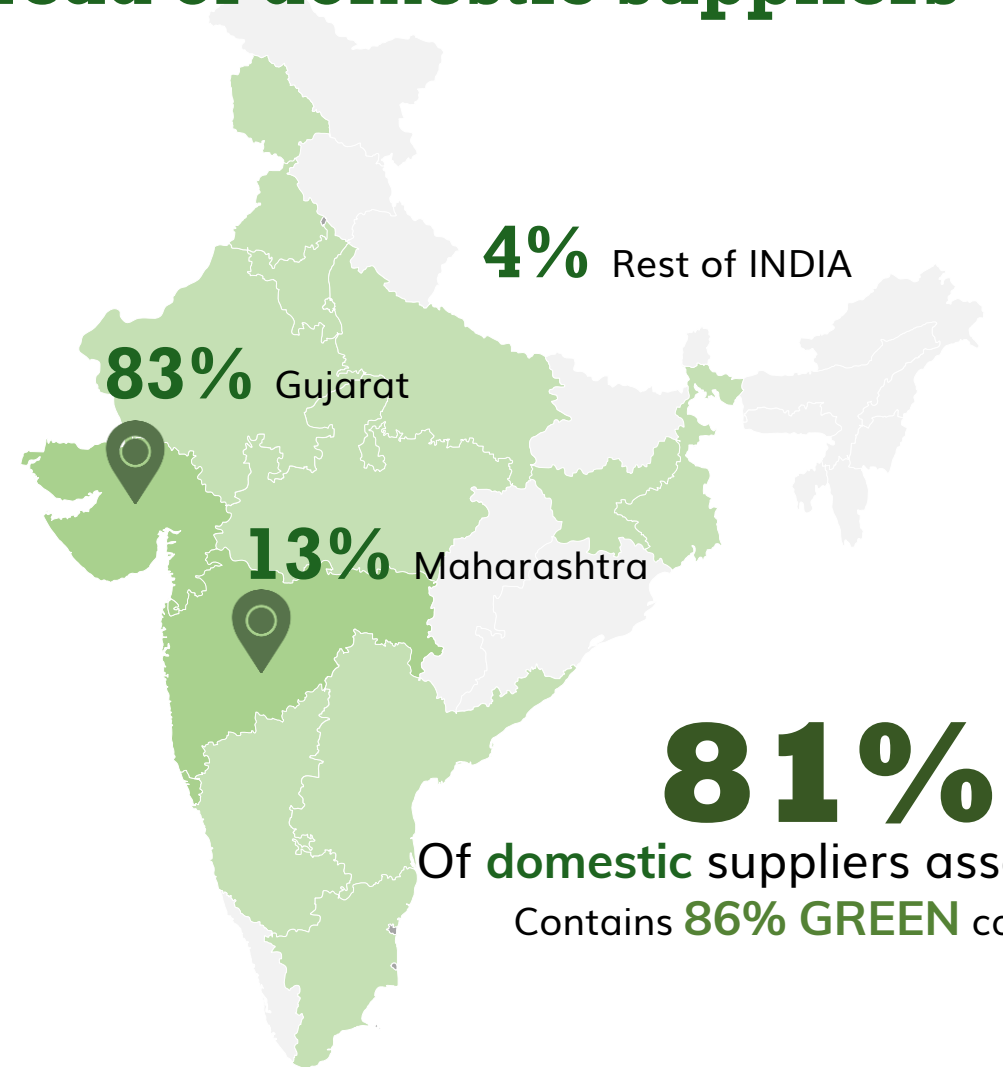
100%

Achieve 25% sourcing from MSME suppliers

We source responsibly




Spread of domestic suppliers



81%

Of **domestic** suppliers assessed
Contains **86% GREEN** category

Supporting MSME



Sourcing from MSME vendors

We plan to increase our spend from MSME and marginalized community suppliers to 25% of our overall spend by FY 29 – 30

We also intend to promote procurement of such suppliers in our responsible procurement policy.

Plastic reductions

509 MT


plastic and paper reduced so far

Roadmap planned for reducing additional

193 MT

Of paper and plastic

Target by 2030



We have targeted to reduce 890 MT of plastic and paper by the end of 2030, through various value engineering initiatives

**Waste recovered through re-cycling
and re-using**

**Waste recovered through
recycling**

1,25,372 MT

Waste Re-used so far

158MT

Introduced process improvement in a few products to decrease generation of pollutants and recovered a product for reuse.*

* More details in annual report

**Waste disposed by nature of disposal
method**

Waste disposed through-



Incineration

1,208 MT



Landfilling

15,045 MT




Other disposal operations

2,831 MT

CO₂ Reducing emissions

Reducing CO₂ emissions is crucial for sustainability as it mitigates climate change, preserving ecosystems and safeguarding biodiversity. By curbing CO₂, we limit global warming, ensuring a stable climate for future generations. Transitioning to cleaner energy sources fosters innovation, economic growth, and fosters a healthier planet for all life forms to thrive.

Our targets by 2030




Reduce CO₂ emissions by
1500 MT

...Understanding the carbon footprint

Carbon reduction accomplishment

Container loading optimization



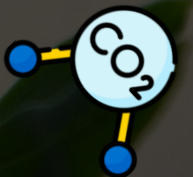
Previously, 18 IBCs were loaded in a 20 ft container. We implemented Maxima IBCs with a reduced height of 5 cm while maintaining the same footprint. These qualified IBCs allow for loading 20 in a 20 ft container, surpassing the earlier design's capacity of 18.

Multi-modal transport solution

ICD Tumb is a dry port connect to Nhava Sheva via cargo freight rail lines. From last 3 years we have started clearance of majority of our import parcels at ICD Tumb instead of Nhava Sheva. We have realized reduction in carbon emissions in transportation of per metric tonne of material from Nhava Sheva to our plant location. For each metric tonne of material transported 7.04 kgs CO₂ emissions are saved due to multimodal transport

77%

Reduction in





Atul's Sustainability Strategies

Supplier relationship management intertwines sustainability by nurturing transparent, ethical partnerships for mutual value creation while reducing environmental and social impacts. It involves collaborative efforts with suppliers to ensure adherence to sustainability standards, promote responsible sourcing, and enhance supply chain resilience, thereby advancing shared sustainability goals and fostering a more sustainable business ecosystem.

By prioritizing open communication, fair treatment, and shared accountability, organizations can strengthen relationships with suppliers, drive continuous improvement, and advance sustainability goals collectively. This approach not only mitigates risks but also enhances reputation, operational efficiency, and long-term sustainability across the supply chain.

Sustainable supplier relationship



Performance evaluation



Vendor rating



Vendor audit



Risk management



Risk monitoring



Supplier collaboration



Improvement project



Contractual sourcing



Sustainability vs enterprise risk

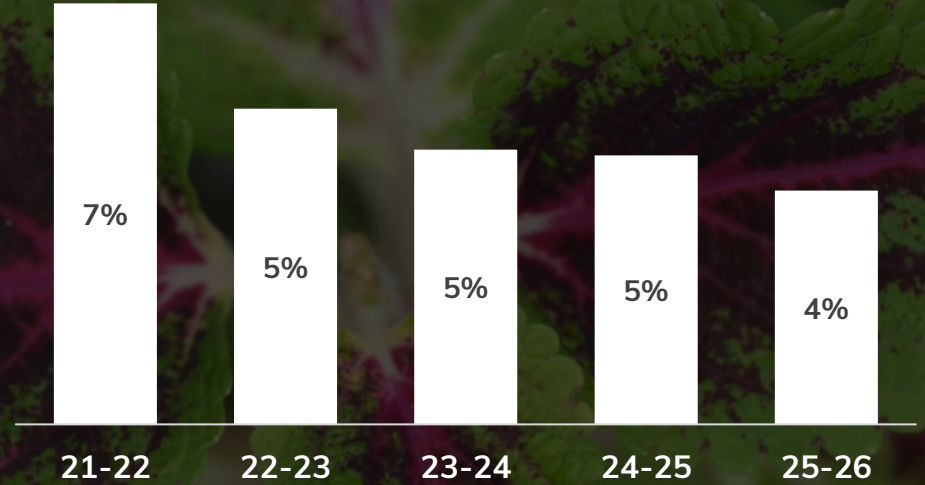
De-risking within the context of sustainability involves identifying and mitigating potential environmental, social, and governance (ESG) risks associated with the sourcing and use of these materials. This process is essential for ensuring the long-term viability of supply chains and promoting sustainable practices throughout the production cycle.

Furthermore, diversifying sourcing strategies, investing in alternative materials, and promoting circular economy principles can contribute to resilience and reduce dependency on high-risk or unsustainable resources.

Y-o-Y single source risk identification

23% of overall Raw material Spent	17% of overall Raw material Spent	2% of overall Raw material Spent	0.4% of overall Raw material Spent
2022-23	2023-24	2024-25	2025-26

Enterprise risk reduction



Reduced sourcing from country sharing land border with India and supporting domestic manufactures over the years



Target

During FY 2026-27 **50%** of the identified risk to be addressed

...De-risking Sustainability



Atul Saathi

Saathi was instrumental in facilitating our outreach to the majority of our supplier base to obtain their acknowledgment of our code of conduct and sustainability assessment. The platform allowed us to automate the assessment process, thereby significantly reducing the need for manual effort. The data received through the portal was then utilized to categorize our suppliers based on their responses and ensure effective management of our supply chain.

Sustainability	Marks
Management	6
Business ethics and code of conduct	10
Occupational health and safety	21.75
Environment management	10
Labour and human rights	15
Plant set-up and automation	8
Quality management	8
Capacity utilisation	8
Supplier and contractor sustainability	10
Total (Out Of 100)	96.75

Atul saathi Homepage

Criteria



Improvement journey for different category of suppliers.

Maintain position in green category

All vendors must be re-assessed every 2 years to monitor progress.

Blacklist vendors rated red in 3 consecutive assessments.



Contractual sourcing

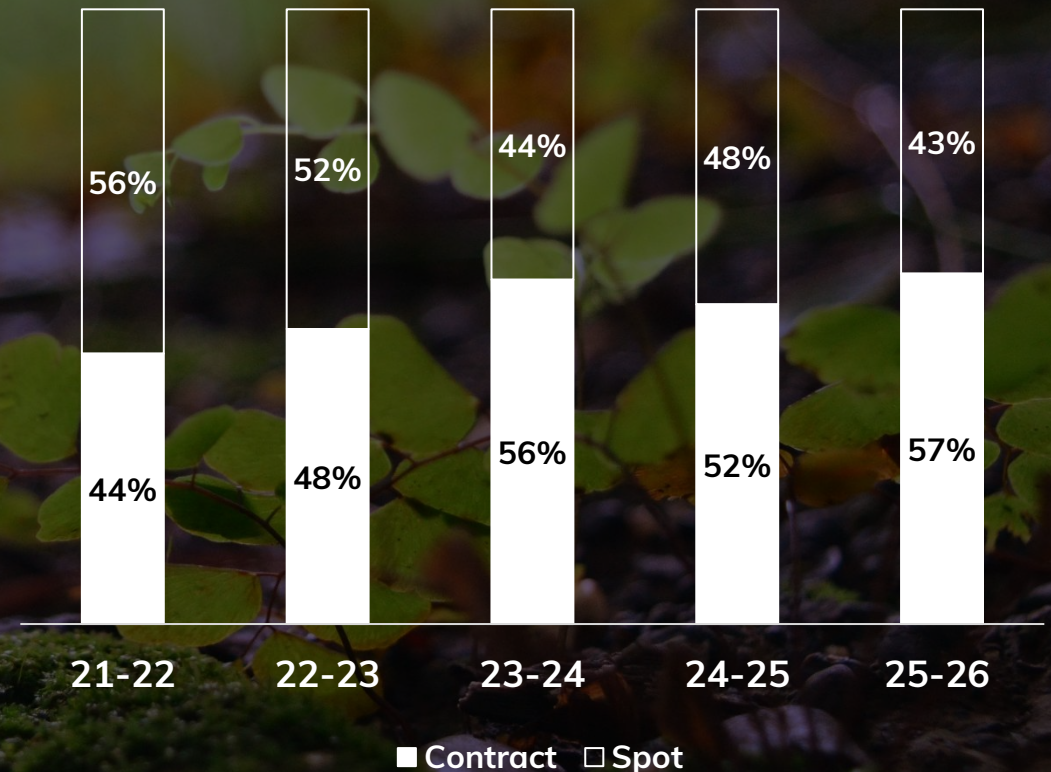
By establishing clear expectations and commitments between buyers and suppliers regarding responsible sourcing practices. Through the contract, sustainability criteria such as environmental certifications, fair labor standards, and ethical sourcing requirements can be stipulated, encouraging suppliers to adhere to sustainable practices throughout the production process. Additionally, long-term contracts provide stability and incentives for suppliers to invest in sustainable production methods, innovate towards greener alternatives, and improve overall supply chain transparency. Ultimately, these measures contribute to reducing environmental impact, promoting social responsibility, and fostering a more sustainable and resilient supply chain ecosystem.



60%

of Raw material spent is targeted to be procured through long-term contract for **FY 2026-27**

RM Contract Vs Spot (Past 5 years)



Potential reductions



142MT

Plastic reductions



51MT

Paper reductions



109MT

Metal reductions

Actual reductions

	2023-24	2024-25	2025-26
22MT Plastic reductions	88MT Plastic reductions	165MT Plastic reductions	
14MT Paper reductions	76MT Paper reductions	66MT Paper reductions	
3MT Metal Reductions	25MT Metal Reductions	36MT Metal Reductions	

Value engineering initiatives



Value engineering of packaging materials can lead to sustainability by optimizing resources, reducing waste, and minimizing environmental impact throughout the packaging lifecycle. By carefully assessing the design, materials, and processes involved in packaging, value engineering aims to maximize efficiency while maintaining or enhancing product protection and functionality.

Key projects



22 kg



19 kg

Metal reduction

Reduce the drum weight from 22kg to 19kg and save per drum 3Kg metal



Existing paper sheet – single use



Reusable outer cover

Started using returnable cover for 30 ltr drum in place of single use paper sheet



Sustainable team sustainable future

ISO 20400- Buyer training



Purpose

To raise awareness among buyers regarding their roles and responsibilities in promoting responsible and sustainable procurement practices. The training aims to remind buyers of their obligations and provide guidance on implementing such practices in their daily operations, thereby contributing to sustainable development within our supply chain.

Partners in sustainability



- DQS expert was involved in delivering the session.
- Emphasized the importance of sustainability and ISO 20400.

Training summary:

Total members trained : 41 members

Training hours: 8 hrs per member

Date: 7th February, 2023



Sustainable team sustainable future

Sustainable supplier audit training



Purpose

To educate participants on the process and principles of conducting vendor audits with a focus on sustainability criteria. The training aims to equip individuals with the knowledge and skills necessary to effectively evaluate vendors' sustainability practices and performance. By undergoing this training, participants will be able to conduct comprehensive audits, assess suppliers' adherence to sustainability standards, identify areas for improvement, and drive positive change within the supply chain. The ultimate goal is to promote sustainability and responsible business practices throughout the vendor selection and management processes.

Training summary:

Total members trained : 35 members

Training hours: 8 hrs per member

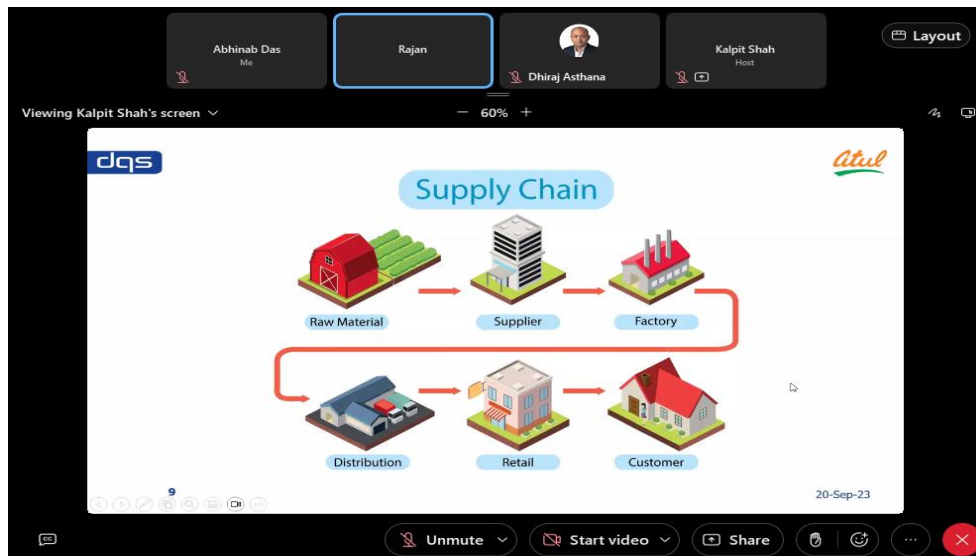
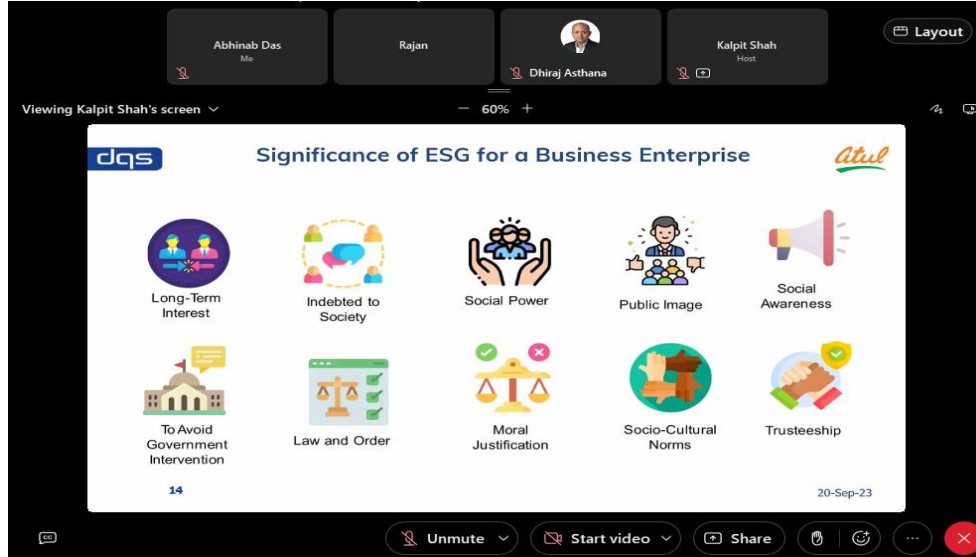
Date: 30th March, 2023

...Collaborating for a better future



Sustainable team sustainable future

Capacity building program



Objective

Organized the program with the primary goal of enlightening our red category suppliers on the significance of sustainability practices. The program focused on providing insights into ways these suppliers can enhance and elevate their Environmental, Social, and Governance (ESG)



- DQS expert was involved in delivering the session.
- Emphasized the importance of sustainability and ISO 20400.

Training summary:

Total vendors educated : 120+

Event duration: 2 hrs

Date: 20th September, 2023

...Collaborating for a better future

7

Sustainable procurement practices

EcoVadis | ISO 20400





EcoVadis assessment


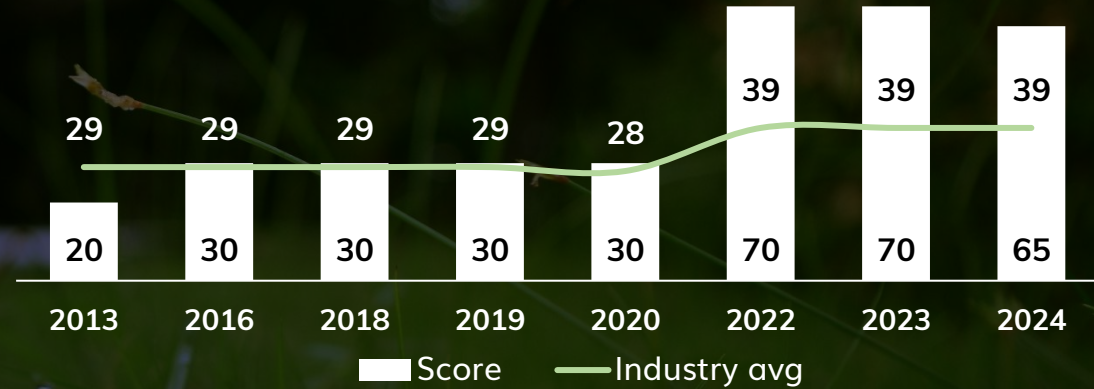
EcoVadis assessment is a comprehensive evaluation tool that measures the sustainability performance of companies across various sectors. Through a structured methodology, EcoVadis assesses companies' policies, actions, and results, enabling stakeholders to make informed decisions and drive sustainable supply chain practices.

ATUL LTD (GROUP) is in the **top 15%** of companies rated by EcoVadis in the manufacture of b basic chemicals, fertilizers and nitrogen compounds, plastics and synthetic rubber in industry, in the sustainable procurement sector.

Areas of improvement	Action taken
No external Assurance of sustainability reporting	Received ISO: 20400 Certification

Assessment outcomes:

Atul's Sustainability score against industry average



* Assessment for 2025 in process



ISO 20400: Sustainable procurement

ISO 20400 is an international standard offering guidance to organizations on incorporating sustainability into their procurement processes. Rooted in ISO 26000, the standard helps organizations manage their social, environmental, and economic impacts and responsibilities in procurement activities.

Acquired for

76% Of overall spent in FY 25-26



Key principles



Accountability



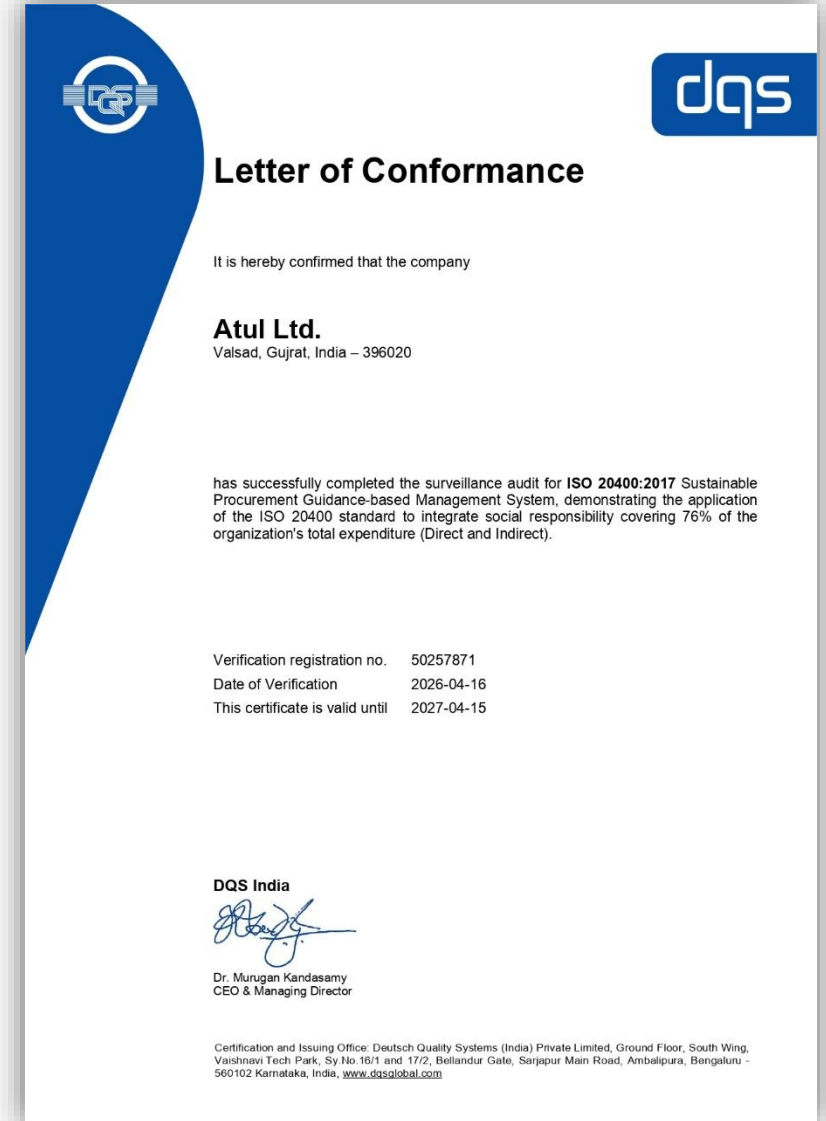
Transparency



Ethical behavior



Environmental stewardship



8 Digitalizing Sustainability





Transport management system

A transportation management system (TMS) integrated with sustainability principles plays a pivotal role in optimizing logistical operations while reducing environmental impact. By leveraging advanced technology and data analytics, TMS enables businesses to streamline route planning, vehicle utilization, and fuel consumption, leading to significant reductions in carbon emissions and overall transportation costs. Sustainable TMS solutions prioritize eco-friendly transport modes, such as rail or sea freight, and promote efficient load consolidation to minimize empty miles and maximize resource utilization. Additionally, TMS facilitates real-time tracking and monitoring of vehicles, enabling proactive identification of inefficiencies and opportunities for improvement. By adopting sustainable transportation practices through TMS, businesses can mitigate environmental risks, comply with regulatory requirements, and enhance their corporate social responsibility efforts, contributing to a greener and more sustainable supply chain ecosystem.

Implemented in April 2024

...Digitalizing Transportation Operation

Towards sustainability...

Sustainability support



Route
Optimization



Carrier
Selection



Reduce paper
consumption



Real-time
Monitoring



Warehouse management system

A warehouse management system (WMS) is a software application designed to streamline and optimize warehouse operations. It provides real-time visibility into inventory levels, locations, and movements, allowing businesses to efficiently manage their stock. WMS automates key processes such as receiving, picking, packing, and shipping, reducing manual errors and increasing productivity. By utilizing features like barcode scanning and inventory forecasting, businesses can improve inventory accuracy and optimize space utilization. Additionally, WMS offers performance analytics and reporting tools to track key metrics and make informed decisions. With enhanced inventory management capabilities, businesses can reduce carrying costs, minimize stockouts, and improve order fulfillment accuracy. Overall, WMS plays a crucial role in improving operational efficiency, reducing costs, and enhancing customer satisfaction in warehouse operations.

Implemented in July 2023

...Digitalizing Warehouse Operation

Towards sustainability...

Sustainability support



Space
Optimization



Waste
Reduction



Reduce Paper
Consumption



Employee
Efficiency



Vehicle management system

Our in-house Vehicle Management System (VMS) is a robust software solution designed to efficiently track the movement of vehicles within our company premises. It not only provides real-time monitoring of vehicle locations but also ensures compliance with essential regulations. With features like driver license validation, documentation verification for truck movement, and age monitoring to ensure vehicles are under 15 years old, our VMS guarantees operational safety and sustainability. By maintaining strict adherence to legal requirements and optimizing vehicle usage, we not only enhance safety standards but also contribute to environmental conservation through efficient resource utilization.

Implemented in August 2023

The screenshot displays the VMS interface. On the left, there is a navigation menu with options like 'Home', 'Summary report', 'Details report', and 'Logout'. The main area is divided into two sections:

New entry form: Includes fields for 'Driver license number' (GJ212120099381), 'Driver name' (HRMATSING), and 'Driver mobile no' (6353443561). Below these are fields for 'Vehicle number' (GJ20A73706), 'Date of vehicle registration' (05-11-2022), 'Vehicle type' (Tempo), and 'Name of transport' (Shreevan transport). There is also an image of a driver's license and a 'VIEW LICENSE PHOTO' button.

Summary report dashboard: Shows a pie chart for 'Total vehicles entered' (blue) and 'Total vehicles exited' (red). Below the chart is a table with the following data:

Entry date	Purpose	Total vehicles entered	Total vehicles exited
01-08-2023	RM	44	33
01-08-2023	FG	47	41
01-08-2023	Engineering	20	19
01-08-2023	Other	18	17
01-08-2023	PM	18	10
02-08-2023	Engineering	21	22

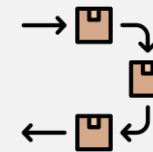
Key features...



Ease of operation



Data accuracy



FIFO principle



SMS alert



Auto approval



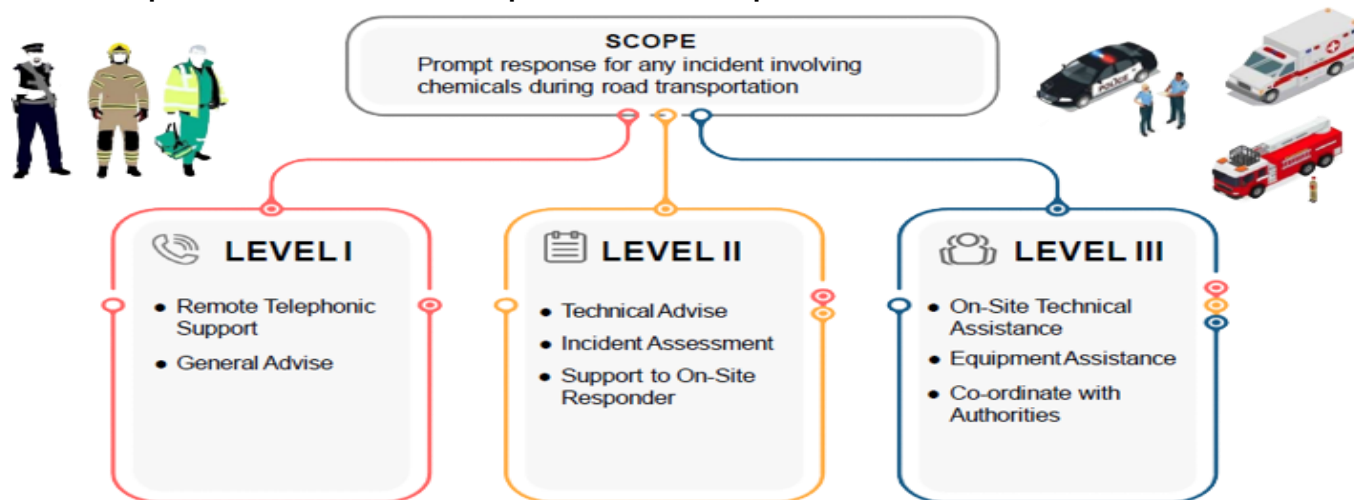
Real-time tracker



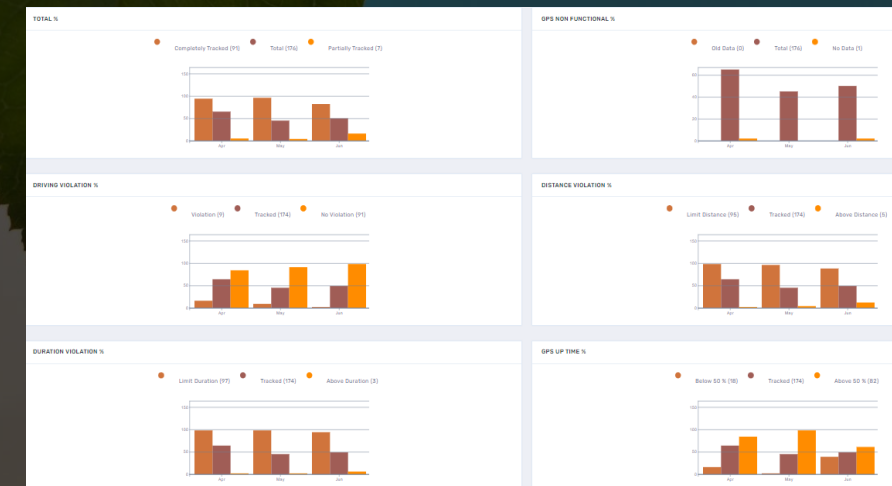
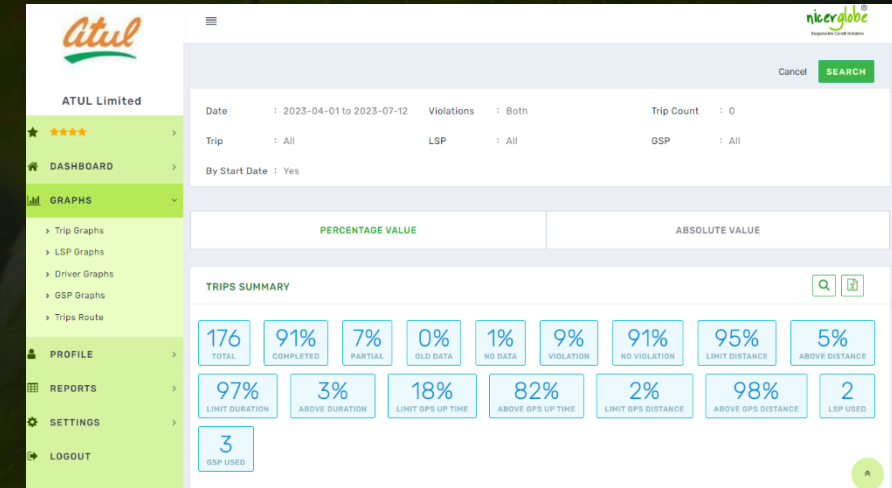
NicerGlobe

Key features:

- Ensure safe transit of vehicles through real-time tracking.
- Monitor 20+ driving violations and send out instant violation alerts.
- Digital repository of MSDS that can be linked to trip for quick access in case of emergency.
- 100+ analytical graphs available to compare month wise ,quarter wise or annual performance of trips, LSP, GSP and Drivers.
- Enhance visibility and efficiency of supply chain through technology based pattern recognition and predictive analysis.
- Benchmark one company from another and trigger healthy competition between peers for improvement



NicerGlobe dashboard





Way Forward



Way forward



Identify Scope 3 emissions:

Build a roadmap to identify all possible scope 3 emissions.
Develop a blue-print to reduce and mitigate these emissions



Sustainability Projects:

Implementing a multifaceted project with multiple focus areas.
The project aims to reduce paper and plastic usage.
Minimizing CO₂ emissions is another key objective of the project.

Supplier meet:



Organizing a supplier meet to facilitate discussions and collaboration.
The meet will focus on important topics such as responsible sourcing, ethical practices, and reducing environmental impact.

ECOVADIS - 360° watch



Publish sustainability efforts and progress through website, sustainability updates, and relevant articles involving recognized certifications, CSR awards, impact partnerships, top-tier sustainability rankings.

MILES TO GO

Atul Ltd,
Atul, Valsad
PIN: 396020

Email: commercial@atul.co.in
www.atul.co.in

The data contained in this publication are based on our current knowledge and experience. Any descriptions, drawings, photographs, data, proportions, weights, etc. given in this publication may change without prior information.